



Spellman's LPX Series are perfectly suited for today's demanding NDT inspection requirements. LPX units are rugged, yet easy to transport and economical to maintain. They can be line or portable generator powered automatically adapting to standard input voltages to permit all day inspection under extreme conditions virtually anywhere.

The end grounded X-Ray tubes have a focal spot size of 1.5mm sq and the exposed anode allows for easy and flexible positioning of the tube head assembly. Tube ports use a low-absorption beryllium window that allows the radiographer to utilize the full spectrum of X-Ray energy. The high radiation output of the LPX systems allow for lower kV per exposure, shorter exposure times and increased film contrast for superior radiographic imaging.

The LPX microprocessor-driven control unit provides automatic warm-up and comprehensive self-diagnostic circuitry. Memory to store and recall up to 250 exposure techniques is standard and the last set of exposure parameters is retained before powering down. The LPX is adjustable in 1kV and 0.1mA increments. Exposure duration can be set from 1 second to 99 min 59 seconds in 1 second increments; mAs is variable from 0 to 29995 mAs.

TYPICAL APPLICATIONS

- Aerospace
- Manufacturing
- Defense
- Aviation
- Energy
- Security Systems
- NDT Applications

SPECIFICATIONS

Input Line Requirements:

Automatically adapts to input line voltage
100-130Vac, 50/60Hz, 20 Amperes maximum
200-250Vac, 50/60Hz, 10 Amperes maximum
May also be portable-generator powered

X-Ray Output:

10 to 200kV, 0.1 to 10.0mA (900 watts max.)
Constant potential, end-grounded anode,
air or liquid cooled versions available

- **10 to 200kV, 0.1 to 10mA (900 watts max.)**
- **Constant Potential Output**
- **End Grounded Exposed Anode**
- **Portable, Repeatable, Accurate**
- **100% Duty Cycle**
- **Unparalleled Resolution Imaging**
- **Liquid or Air Cooled Models**
- **Penetration of up to 51mm Fe**
- **Glass or Metal Ceramic Insert**

www.spellmanhv.com/manuals/LPX200

X-Ray Tube Window:

Beryllium 1.0mm

Radiation Coverage:

40° directional or 360° panoramic tube available

Radiation Output:

21R/min at 50cm filtered with 0.5 inches (12.7mm)
aluminum at 200kV, 4.5mA

Duty Cycle:

100% - liquid or air cooled

Effective Focal Spot:

Standard: 0.060 in. sq. (1.5mm. sq.)
Panoramic: 0.4x4.0mm (IEC336)

Ambient Temp:

100% duty cycle @ 120°F (49°C)

Storage Temp:

-30°F to 160°F (-35°C to 71°C)

Anode Cooling:

Liquid coolant solution closed loop between X-Ray tube
anode and cooling unit, or fan-forced air cooling

Liquid Cooling Unit Dimensions:

12.7" H x 15.5" W x 15.7" D
(322.6mm x 393.7mm x 398.8mm)

Liquid Cooling Unit Weight:

54lbs. (15.4kg) approx.

LPX200 Tube Head Dimensions:

Liquid Cooled: 8.38" Diam. x 26.5" L (212.9mm x 673.1mm)
Air Cooled: 8.38" Diam. x 30.0" L (212.9mm x 762mm)
Panoramic: 8.38" Diam. x 26.5" L (212.9mm x 673.1mm)

LPX200 Tube Head Weight:

Liquid Cooled: 37lbs. (16.78kg)
Air Cooled: 41lbs. (18.60kg)
Panoramic: 37lbs. (16.78kg)

X-Ray Control Unit:

Digital microcomputer based

X-Ray Control Unit Dimensions:

12.7" H x 17.5" W x 10.5" D
(322.58mm x 441.96mm x 266.7mm)

X-Ray Control Unit Weight:

34lbs. (12.68kg) approx.

Safety Devices:

- Tubehead Pressure Relief Valve
- Tubehead Thermal Cut-Out
- Tubehead Pressure Gauge
- Tubehead Low Pressure Cut-Out @ 25psi (1.72 Bar)
- Coolant Flow Sensor (liquid cooled only)
- Control Unit Safety Keyswitch
- Microcomputer-based Self Diagnostics
- Continuous Exposure Parameter Display

Radiation Leakage:

Less than 0.8 Roentgens per hour at 1 meter from the X-Ray tube target. 2.0 Roentgens per hour for Air Cooled units

Standard Accessories:

- Operation manual
- Tubehead carrying case
- Tubehead Cable- 100' with strain relief
- Extra key (1) for Control Unit Safety Lock
- Power cable - 25' with strain relief
- Coolant hose - twin, 50' with self-sealing terminations (liquid cooled only)
- Cooler power cable

OPTIONAL ACCESSORIES**Laser Pointer**

Spellman's exclusive Laser Pointer allows pinpoint image area targeting. The Laser Pointer projects a highly visible reference laser beam from the tubehead to surfaces up to 75 feet away, showing precisely where the central X-Ray beam will be located, providing unmatched accuracy for greater efficiency and reduced set-up times.

**Model 1620 Tubehead Stand**

An optional X-Ray Tubehead Stand allows for quick set up and provides rigid support for optimal image quality with three-axis positioning of the tubehead assembly. The stand incorporates telescoping legs, a hand wheel-driven variable height adjustment and lockable hand wheel controlling the tubehead tilt and horizontal rotation. The tubehead cradle is cushioned for secure mounting and vibration damping. A bubble-type indicator is included for quick and easy leveling of the tubehead. Black anodized aluminum construction. 35lbs. (16kg) approx.

**Optional Air Cooled Tube Head Assembly**

The air cooled tube head assembly uses a heat sink and high volume fan to dissipate heat from the anode and typically is used in applications that do not have limited access and are not in a volatile fuel vapor atmosphere. The air cooled tube head assembly does not require the cooler unit and the associated mixing and maintenance of liquid coolant. This unit requires less user maintenance and could be considered more environmentally friendly.

**Optional Panoramic Tube Head Assembly**

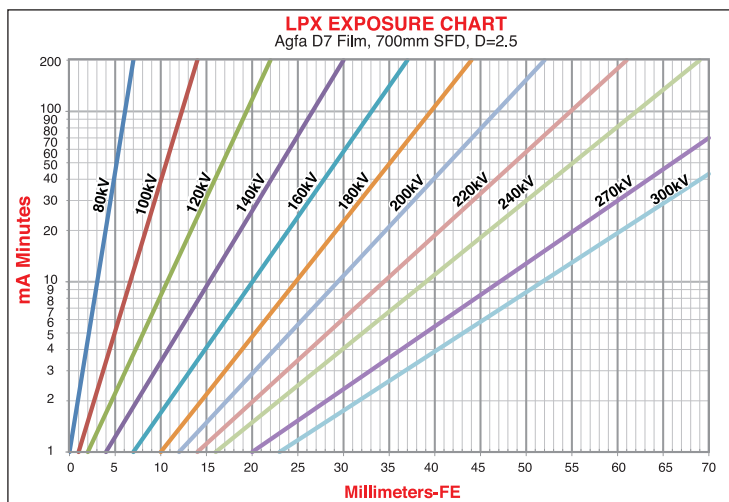
The panoramic tube head assembly comes in a liquid cooled version only and produces radiation in a 360 degree cone making it ideal for aircraft FOD inspection, inspection of tanks or pipes or any application that requires circumferential radiographic inspection.

LPX200 MODEL SELECTION TABLE

MODEL NUMBER	DESCRIPTION
3-000-3065	Air cooled, 40° directional beam, metal ceramic insert
3-000-3064	Liquid cooled, 40° directional beam, metal ceramic insert
3-000-3262	Air cooled, 40° directional beam, glass insert
3-000-3261	Liquid cooled, 40° directional beam, glass insert
3-000-3131	Liquid cooled, panoramic beam, metal ceramic insert

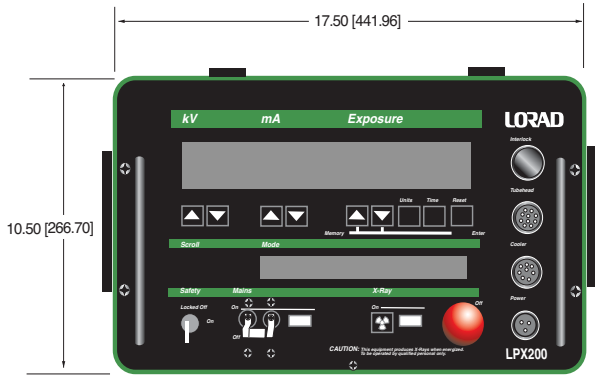
LPX200 OPTIONS

MODEL NUMBER	DESCRIPTION
3-000-0754	LPX160/200 tubehead stand
K936	Laser pointer kit for air cooled
K937	Laser pointer kit for liquid cooled

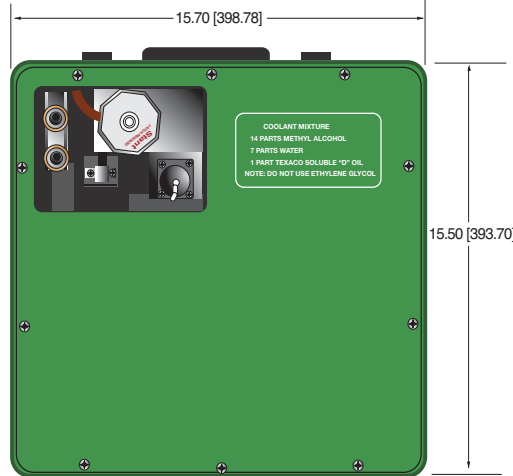


DIMENSIONS: in.[mm]


CONTROL UNIT
TOP VIEW



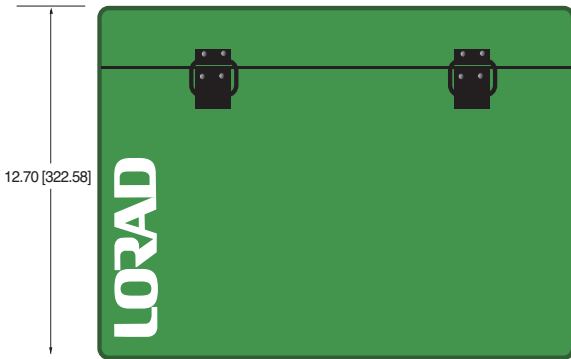
COOLER
TOP VIEW



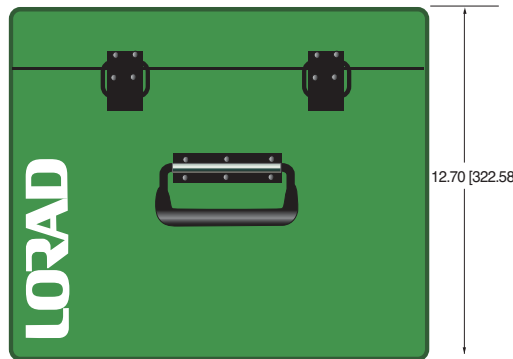
LPX200 LIQUID COOLED
TUBE HEAD
SIDE VIEW



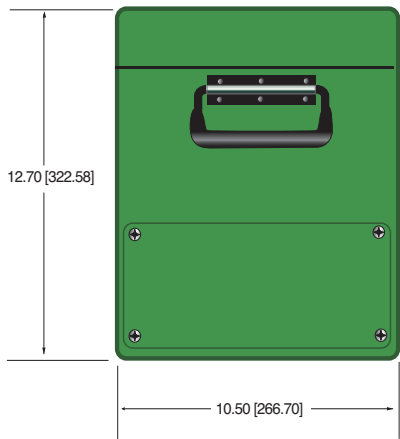
FRONT VIEW



FRONT VIEW



SIDE VIEW



SIDE VIEW

